

Product Information

Alpha XT 9|7|5 miniRITE T

Bernafon Alpha XT takes Hybrid Technology™ to new levels. The miniRITE T is a receiver-in-the-ear hearing instrument designed for users with slight to profound hearing losses. It includes direct audio streaming, 2.4 GHz Bluetooth® Low Energy and NFMI

technology, a telecoil, and double push button for volume and program changes. The miniRITE T is available with the miniFit speaker system, which includes four power levels and a variety of domes and custom molds.

Speaker 60



AHXT 9|7|5 MNR T

Speaker 85



AHXT 9|7|5 MNR T

Speaker 100



AHXT 9|7|5 MNR T

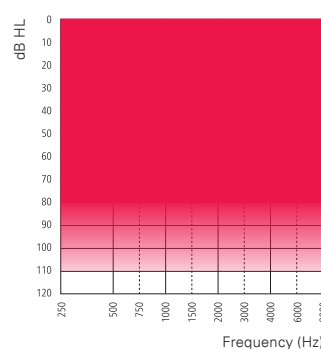
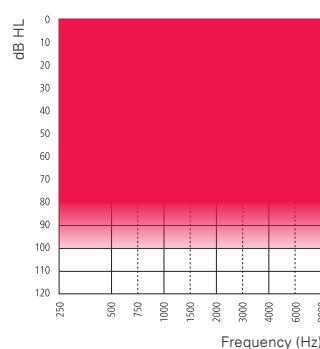
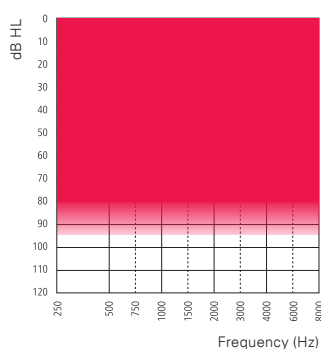
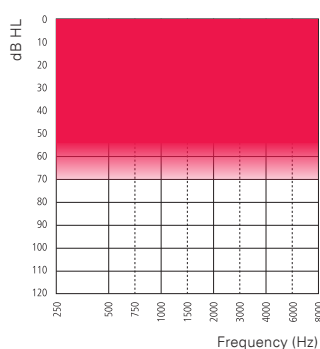
Speaker 105



AHXT 9|7|5 MNR T

Made for
 iPhone | iPad | iPod

Works with
 android



Technical features

- Direct audio streaming (compatible with iOS and Android™ devices)
- Hands-free communication**
- 2.4 GHz Bluetooth® Low Energy
- NFMI (near-field magnetic induction)
- Double push button
- Telecoil
- miniFit speakers
- Hydrophobic coating
- IP68 rated
- LED visual indicator

Accessories*

- Bernafon App (compatible with iOS and Android devices)
- RC-A (remote control)
- TV-A (TV adapter)
- SoundClip-A
- Noahlink Wireless (wireless programming interface)

* Please refer to www.bernafon.com/hearing-aid-users/hearing-aids/connectivity for additional information and support.

** Available from FW 1.0 with select iPhone and iPad models.

Bernafon Alpha XT is a Made for iPhone, iPad, iPod hearing aid. Direct audio streaming for Android devices requires Android 10 or later, Bluetooth® 5.0 and an implementation of Audio Streaming for Hearing Aids (ASHA) on the Android device. For information on compatibility, please visit www.bernafon.com/hearing-aid-users/hearing-aids/connectivity.

Apple, the Apple logo, iPhone, iPad, and iPod touch are trademarks of Apple Inc., registered in the U.S. and other countries.

The Bluetooth® word mark and logos are registered trademarks owned by the Bluetooth SIG, Inc. and any use of such marks by Demant A/S is under license. Other trademarks and trade names are those of their respective owners.

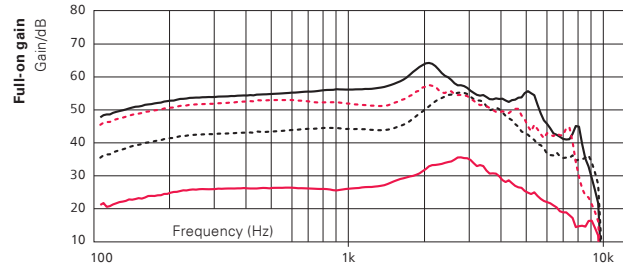
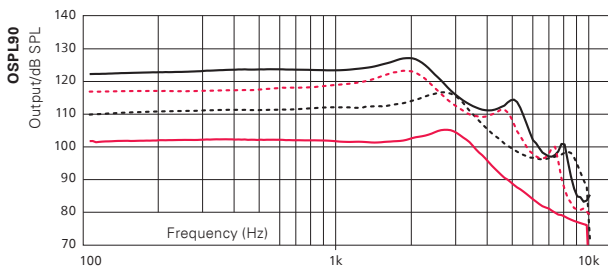
WARNING: No modification of this equipment is allowed.

bernafon[®]
Your hearing • Our passion

Alpha XT 9 miniRITE T

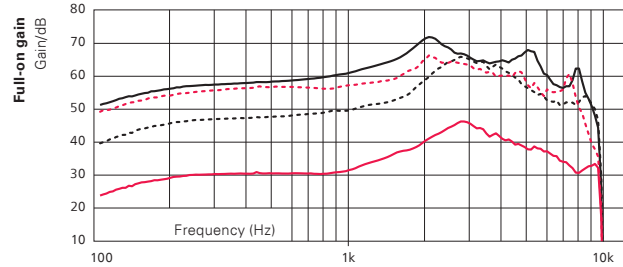
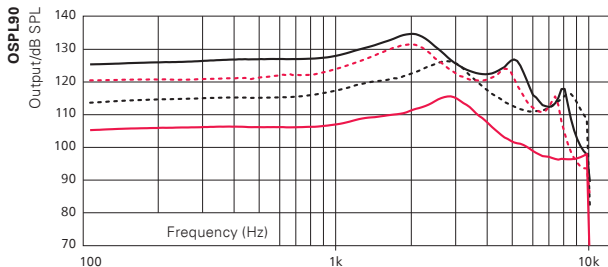
— Speaker 60 - - - Speaker 85 - - - Speaker 100 — Speaker 105

2CC COUPLER



	Speaker 60	Speaker 85	Speaker 100	Speaker 105
OSPL90, Peak (dB SPL)	105	117	123	127
OSPL90, 1600 Hz (dB SPL)	102	113	122	126
OSPL90, HFA (dB SPL)	103	114	119	123
Full-on gain, Peak (dB)	36	55	57	64
Full-on gain, 1600 Hz (dB)	29	45	53	59
Full-on gain, HFA (dB)	30	48	53	58
Reference test gain (dB)	26	37	42	47
Quiescent Current (mA)	2.2	2.2	2.2	2.2
Operating Current (mA)	2.2	2.4	2.4	2.4
Battery Size	312	312	312	312
Distortion 500/800/1600 Hz (%)	<2/<2/<2	<2/<2/<2	<2/<2/<2	<2/<2/<2
Frequency range (Hz)	100-9400	100-8900	100-7500	100-7900
Equivalent Input Noise (dB SPL) ¹	16	17	16	16
Telecoil 1 mA/m 1000 Hz, ANSI (dB SPL)	58	76	85	87
Telecoil HFA SPLITS (dB SPL)	85	96	101	106

EAR SIMULATOR



	Speaker 60	Speaker 85	Speaker 100	Speaker 105
OSPL90, Peak (dB SPL)	116	127	132	135
OSPL90, 1600 Hz (dB SPL)	110	121	130	133
OSPL90, HFA (dB SPL)	111	122	127	131
Full-on gain, Peak (dB)	46	66	66	72
Full-on gain, 1600 Hz (dB)	37	53	60	66
Full-on gain, HFA (dB)	38	56	61	65
Reference test gain (dB)	30	46	53	58
Quiescent Current (mA)	2.2	2.2	2.2	2.2
Operating Current (mA)	2.3	2.4	2.2	2.3
Battery Size	312	312	312	312
Distortion 500/800/1600 Hz (%)	<2/<3/<2	<2/<4/<5	<9/<6/<3	<4/<4/<4
Frequency range (Hz)	100-9600	100-9500	100-8900	100-9100
Equivalent Input Noise (dB SPL) ¹	18	21	17	15
Telecoil 1 mA/m 1600 Hz, IEC (dB SPL)	68	84	91	96

¹ Technical data measured with expansion, corresponding to the test box measurement settings.

"2cc" refers to a coupler according to IEC 60318-5:2006. "Ear simulator" refers to a coupler according to IEC 60318-4:2010.

Applied versions: IEC 60118-0 /A1:1994, IEC 60118-1 /A1:1998, IEC 60118-7: 2005, ANSI S3.22: 2014, IEC 60118-0:2015.

Full-on gain is measured with the gain control of the hearing instruments set to its full-on position minus 20 dB and with an input SPL of 70 dB.

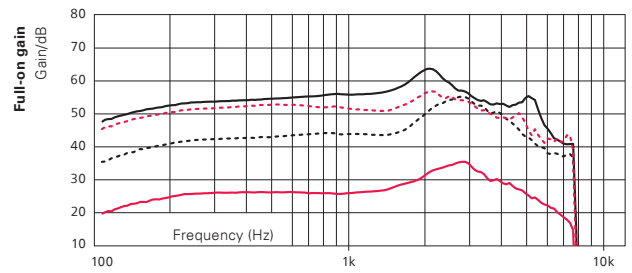
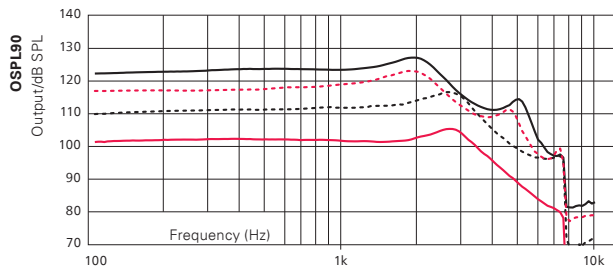
This is to obtain a gain response equal to the full-on gain response from e.g. IEC 60118-0+A1:1994 but without influence of feedback.

Warning to the hearing aid dispenser

The maximum output capability of the hearing aid may exceed 132 dB SPL (IEC 711). Special care should be exercised in selecting and fitting the hearing aid, as there may be risk of impairing the remaining hearing of the hearing aid user.

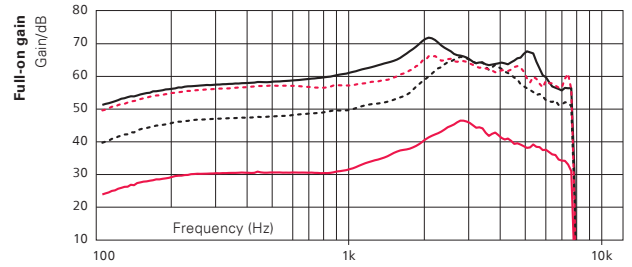
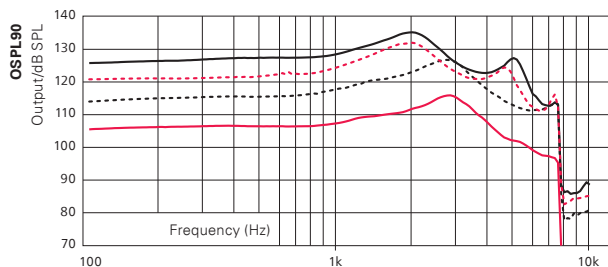
— Speaker 60 - - - Speaker 85 - - - Speaker 100 — Speaker 105

2CC COUPLER



	Speaker 60	Speaker 85	Speaker 100	Speaker 105
OSPL90, Peak (dB SPL)	105	117	123	127
OSPL90, 1600 Hz (dB SPL)	102	113	122	126
OSPL90, HFA (dB SPL)	103	114	119	123
Full-on gain, Peak (dB)	36	55	57	64
Full-on gain, 1600 Hz (dB)	29	45	53	59
Full-on gain, HFA (dB)	30	48	53	58
Reference test gain (dB)	26	37	42	47
Quiescent Current (mA)	2.2	2.2	2.2	2.2
Operating Current (mA)	2.2	2.4	2.3	2.4
Battery Size	312	312	312	312
Distortion 500/800/1600 Hz (%)	<2/<2/<2	<2/<2/<2	<2/<2/<2	<2/<2/<2
Frequency range (Hz)	100-7500	100-7500	100-7500	100-7500
Equivalent Input Noise (dB SPL) ¹	16	17	16	16
Telecoil 1 mA/m 1000 Hz, ANSI (dB SPL)	58	77	85	88
Telecoil HFA SPLITS (dB SPL)	85	96	101	106

EAR SIMULATOR



	Speaker 60	Speaker 85	Speaker 100	Speaker 105
OSPL90, Peak (dB SPL)	116	127	132	135
OSPL90, 1600 Hz (dB SPL)	110	121	130	133
OSPL90, HFA (dB SPL)	111	122	127	131
Full-on gain, Peak (dB)	46	66	66	72
Full-on gain, 1600 Hz (dB)	37	53	60	66
Full-on gain, HFA (dB)	38	56	61	65
Reference test gain (dB)	30	46	53	58
Quiescent Current (mA)	2.2	2.2	2.2	2.2
Operating Current (mA)	2.2	2.3	2.2	2.3
Battery Size	312	312	312	312
Distortion 500/800/1600 Hz (%)	<2/<3/<2	<2/<4/<5	<9/<6/<3	<4/<4/<4
Frequency range (Hz)	100-7500	100-7500	100-7500	100-7500
Equivalent Input Noise (dB SPL) ¹	18	21	16	15
Telecoil 1 mA/m 1600 Hz, IEC (dB SPL)	68	84	91	96

¹ Technical data measured with expansion, corresponding to the test box measurement settings.

"2cc" refers to a coupler according to IEC 60318-5:2006. "Ear simulator" refers to a coupler according to IEC 60318-4:2010.

Applied versions: IEC 60118-0 /A1:1994, IEC 60118-1 /A1:1998, IEC 60118-7: 2005, ANSI S3.22: 2014, IEC 60118-0:2015.

Full-on gain is measured with the gain control of the hearing instruments set to its full-on position minus 20 dB and with an input SPL of 70 dB.

This is to obtain a gain response equal to the full-on gain response from e.g. IEC 60118-0+A1:1994 but without influence of feedback.

Warning to the hearing aid dispenser

The maximum output capability of the hearing aid may exceed 132 dB SPL (IEC 711). Special care should be exercised in selecting and fitting the hearing aid, as there may be risk of impairing the remaining hearing of the hearing aid user.

Feature overview

	Alpha XT 9	Alpha XT 7	Alpha XT 5
Hybrid Technology™			
Hybrid Sound Processing™			
Frequency bandwidth	10 kHz	8 kHz	8 kHz
Hybrid Balancing™			
Speech Balancer	3 options	2 options	-
Noise Balancer	4 options	2 options	-
Hybrid Noise Management™			
Smart Noise Reduction	4 options	4 options	3 options
Smart Directionality	4 options	4 options	4 options
Dynamic States	3 options	2 options	-
Omni States	2 options	2 options	-
Hybrid Feedback Canceller™			
Hybrid Sound Care™			
Wind Contact Noise Protector	•	•	•
Speech			
Low Frequency Enhancer	•	•	•
Frequency Composition ^{next}	•	•	•
Comfort			
Binaural Noise Manager	•	•	-
Transient Noise Reduction	6 options	5 options	4 options
Dynamic Range Extender	•	•	-
Soft Noise Manager	•	•	•
Directionality controls			
Dynamic	•	•	•
Adaptive Full Directionality	•	•	•
Fixed Directionality	•	•	•
Fixed Omni	•	•	•
Omni Directional	•	•	-
True Directionality Plus	•	•	-
Individualization			
Personalization	•	•	•
Fitting bands	24	20	18
Program options/memories	13/4	12/4	12/4
Music Experience	•	•	•
Binaural coordination: VC, program changes	•	•	•
Automatic Adaptation Manager	•	•	•
Transition	4 options	3 options	2 options
Data Logging	•	•	•
Conversation Data	•	•	•
Spoken indicators	•	•	•
Tinnitus SoundSupport	•	•	•
CROS compatibility	•	•	•

Alpha XT MNR T can be programmed with Oasis^{next} 2023.1 or higher

Operating conditions

Temperature: +1°C to +40°C (34°F to 104°F)
 Humidity: 5% to 93% relative humidity, non-condensing
 Atmospheric pressure: 700 hPa to 1060 hPa

Storage and transportation conditions

Temperature and humidity shall not exceed the below limits for extended periods during transportation and storage.

Transportation

Temperature: -25°C to +60°C (-13°F to 140°F)
 Humidity: 5% to 93% relative humidity, non-condensing
 Atmospheric pressure: 700 hPa to 1060 hPa

Storage

Temperature: -25°C to +60°C (-13°F to 140°F)
 Humidity: 5% to 93% relative humidity, non-condensing
 Atmospheric pressure: 700 hPa to 1060 hPa

 **SBO Hearing A/S**
 Kongebakken 9
 DK-2765 Smørum
 Denmark

IP68