

## Product information

# Alpha 9|7|5|3|1 ITC, ITE HS, ITE FS

**Bernafon Alpha ITC, ITE HS and ITE FS are Bernafon's most flexible in-the-ear hearing instruments, suitable for slight to severe hearing losses.** These instruments offer the revolutionary Hybrid Technology™ included in other Bernafon Alpha hearing instrument styles. Individual client needs and preferences are supported by boundless combinations of


sizes, fitting levels, options, and colours. Featuring 2.4 GHz Bluetooth Low Energy and NFMI technology, they can be used to stream audio directly to the hearing instruments. Sophisticated features work together for seamless and boundless adaptation to listening environments.



AH 9|7|5|3|1 ITC (In-The-Canal)



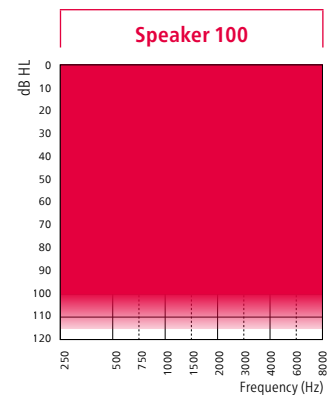
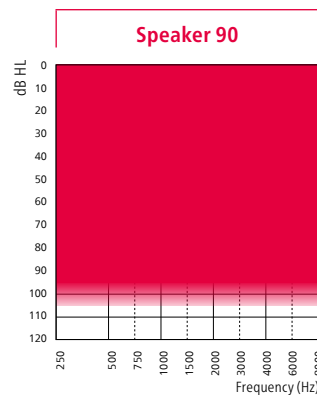
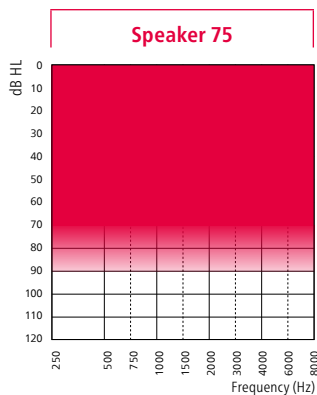
AH 9|7|5|3|1 ITE HS (Half Shell)



AH 9|7|5|3|1 ITE FS (Full Shell)

Made for  
 iPhone | iPad | iPod

Works with  
android 



## Technical features

- Size 312 battery
- Directional microphones
- Near-field magnetic induction (NFMI)
- Hydrophobic coating
- IP68 rated
- 2.4 GHz Bluetooth® Low Energy\*
- Push button\*
- Volume control\*
- Telecoil\*

## Connectivity features\*\*

- Direct audio streaming (with compatible iOS and Android™ devices)
- Hands-free communication (with compatible iOS devices)
- Bernafon EasyControl-A app (with compatible iOS and Android™ devices)
- Bernafon EasyControl Connect app (with compatible iOS and Android™ devices)
- RC-A (remote control)
- TV-A (TV adapter)
- Noahlink Wireless (wireless programming interface)
- SoundClip-A

Bernafon Alpha is a Made for iPhone, iPad, iPod hearing aid. Direct audio streaming for Android devices requires Android 10 or later, Bluetooth® 5.0 and an implementation of Audio Streaming for Hearing Aids (ASHA) on the Android device. For information on compatibility, please visit [www.bernafon.ca/hearing-aid-users/hearing-aids/connectivity](http://www.bernafon.ca/hearing-aid-users/hearing-aids/connectivity).

Apple, the Apple logo, iPhone, iPad, iPod touch, and Apple Watch are trademarks of Apple Inc., registered in the U.S. and other countries. App Store is a service mark of Apple Inc. Android, Google Play, and the Google Play logo are trademarks of Google LLC.

The Bluetooth® word mark and logos are registered trademarks owned by the Bluetooth SIG, Inc. and any use of such marks by Demant A/S is under license. Other trademarks and trade names are those of their respective owners.

\* Optional features

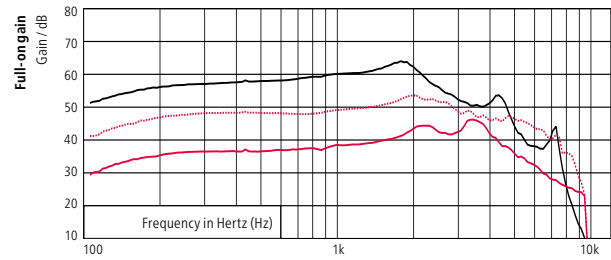
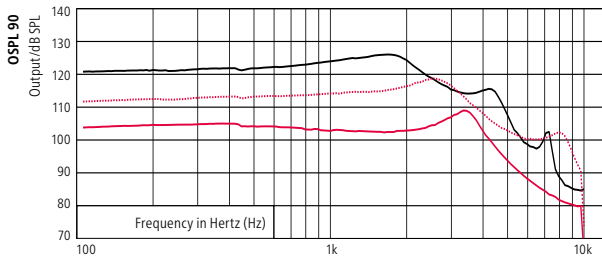
\*\* Only available for hearing instruments with 2.4 GHz Bluetooth Low Energy

**bernafon**   
Your hearing • Our passion

# Alpha 9

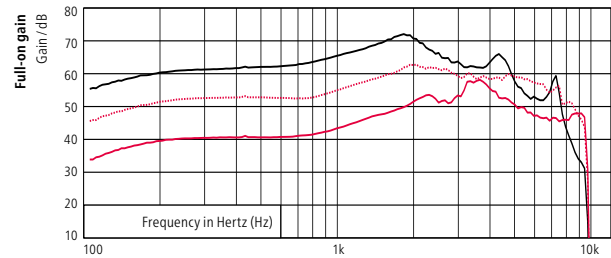
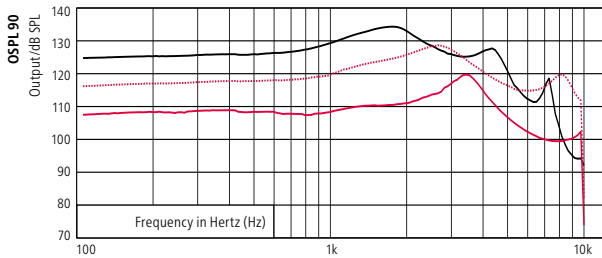
- Speaker 100
- Speaker 90
- Speaker 75

## 2CC Coupler



	Speaker 75	Speaker 90	Speaker 100
OSPL90, Peak (dB SPL)	109	119	126
OSPL90, 1600 Hz (dB SPL)	102	115	126
OSPL90, HFA (dB SPL)	103	116	123
Full-on Gain, Peak (dB)	46	54	64
Full-on Gain, 1600 Hz (dB)	40	51	63
Full-on Gain, HFA (dB)	40	51	60
Reference Test Gain (dB)	26	39	46
Quiescent Current (mA)	1.9	1.9	1.9
Operating Current (mA)	2.0	2.4	2.1
Distortion 500/800/1600 Hz (%)	<2/<2/<2	<2/<2/<2	<2/<2/<2
Frequency Range (Hz)	100-9400	100-8500	100-5400
Equivalent Input Noise <sup>1)</sup> dB(A)	17	15	15
Telecoil 1 mA/m 1600 Hz, IEC (dB SPL)	69	80	91
Telecoil HFA SPLITS (dB SPL)	85	98	105

## Ear Simulator



	Speaker 75	Speaker 90	Speaker 100
OSPL90, Peak (dB SPL)	120	129	134
OSPL90, 1600 Hz (dB SPL)	110	124	134
OSPL90, HFA (dB SPL)	111	124	131
Full-on Gain, Peak (dB)	58	63	72
Full-on Gain, 1600 Hz (dB)	48	60	70
Full-on Gain, HFA (dB)	48	59	67
Reference Test Gain (dB)	36	49	60
Quiescent Current (mA)	1.9	1.9	1.9
Operating Current (mA)	1.9	2.1	2.0
Battery Size	312	312	312
Distortion 500/800/1600 Hz (%)	<2/<2/<3	<2/<3/<2	<2/<3/<3
Frequency Range (Hz)	100-9500	100-9500	100-7500
Equivalent Input Noise <sup>1)</sup> dB(A)	18	15	11
Telecoil 1 mA/m 1600 Hz, IEC (dB SPL)	79	90	101

1) Technical data measured with expansion, corresponding to the test box measurement settings.

"2cc" refers to a coupler according to IEC 60318-5:2006. "Ear simulator" refers to a coupler according to IEC 60318-4:2010.

Applied versions: IEC 60118-0 /A1:1994, IEC 60118-1 /A1:1998, IEC 60118-7: 2005, ANSI S3.22: 2014, IEC 60118-0:2015.

Full-on gain is measured with the gain control of the hearing aid set to its full-on position minus 20 dB and with an input SPL of 70 dB.

This is to obtain a gain response equal to the full-on gain response from e.g. IEC 60118-0+A1:1994 but without influence of feedback.

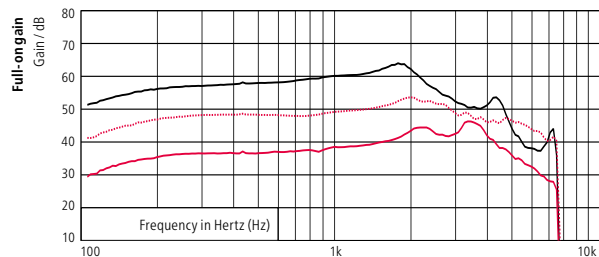
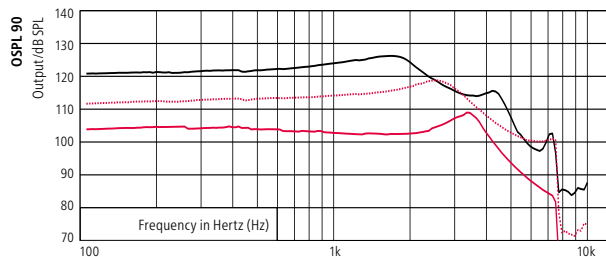
### Warning to the instrument dispenser

The maximum output capability of the hearing aid may exceed 132 dB SPL (IEC 60318-4).

\* Special care should be exercised in selecting and fitting the instrument as there may be risk of impairing the remaining hearing of the hearing aid user.

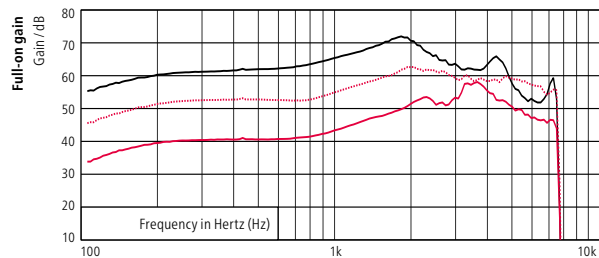
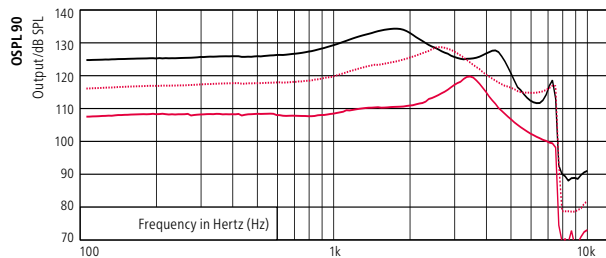
— Speaker 100  
 ..... Speaker 90  
 — Speaker 75

2CC Coupler



	Speaker 75	Speaker 90	Speaker 100
OSPL90, Peak (dB SPL)	109	119	126
OSPL90, 1600 Hz (dB SPL)	102	115	126
OSPL90, HFA (dB SPL)	103	116	123
Full-on Gain, Peak (dB)	46	54	64
Full-on Gain, 1600 Hz (dB)	40	51	63
Full-on Gain, HFA (dB)	40	51	60
Reference Test Gain (dB)	26	39	46
Quiescent Current (mA)	1.9	1.9	1.9
Operating Current (mA)	2.0	2.4	2.1
Distortion 500/800/1600 Hz (%)	<2/<2/<2	<2/<2/<2	<2/<2/<2
Frequency Range (Hz)	100-7500	100-7500	100-5400
Equivalent Input Noise <sup>1)</sup> dB(A)	17	15	15
Telecoil 1 mA/m 1600 Hz, IEC (dB SPL)	69	80	91
Telecoil HFA SPLITS (dB SPL)	85	98	105

Ear Simulator



	Speaker 75	Speaker 90	Speaker 100
OSPL90, Peak (dB SPL)	120	129	134
OSPL90, 1600 Hz (dB SPL)	110	124	134
OSPL90, HFA (dB SPL)	111	124	131
Full-on Gain, Peak (dB)	58	63	72
Full-on Gain, 1600 Hz (dB)	48	60	70
Full-on Gain, HFA (dB)	48	59	67
Reference Test Gain (dB)	36	49	60
Quiescent Current (mA)	1.9	1.9	1.9
Operating Current (mA)	1.9	2.1	2.0
Battery Size	312	312	312
Distortion 500/800/1600 Hz (%)	<2/<2/<3	<2/<3/<2	<2/<3/<3
Frequency Range (Hz)	100-7500	100-7500	100-7500
Equivalent Input Noise <sup>1)</sup> dB(A)	18	15	12
Telecoil 1 mA/m 1600 Hz, IEC (dB SPL)	79	90	101

1) Technical data measured with expansion, corresponding to the test box measurement settings.

"2cc" refers to a coupler according to IEC 60318-5:2006. "Ear simulator" refers to a coupler according to IEC 60318-4:2010.

Applied versions: IEC 60118-0 /A1:1994, IEC 60118-1 /A1:1998, IEC 60118-7: 2005, ANSI S3.22: 2014, IEC 60118-0:2015.

Full-on gain is measured with the gain control of the hearing aid set to its full-on position minus 20 dB and with an input SPL of 70 dB.

This is to obtain a gain response equal to the full-on gain response from e.g. IEC 60118-0+A1:1994 but without influence of feedback.

**Warning to the instrument dispenser**

The maximum output capability of the hearing aid may exceed 132 dB SPL (IEC 60318-4).

\* Special care should be exercised in selecting and fitting the instrument as there may be risk of impairing the remaining hearing of the hearing aid user.

## Feature overview

	Alpha 9	Alpha 7	Alpha 5	Alpha 3	Alpha 1
<b>Hybrid Technology™</b>					
<b>Hybrid Sound Processing™</b>	●	●	●	●	●
Frequency bandwidth	10 kHz	8 kHz	8 kHz	8 kHz	8 kHz
<b>Hybrid Balancing™</b>	●	●	–	–	–
Speech Balancer	3 options	2 options	●	●	●
Noise Balancer	4 options	2 options	–	–	–
<b>Hybrid Noise Management™</b>	●	●	●	●	●
Smart Noise Reduction	4 options	4 options	3 options	3 options	2 options
Smart Directionality	4 options	4 options	4 options	4 options	3 options
Dynamic States	3 options	2 options	–	–	–
Omni States	2 options	2 options	–	–	–
<b>Hybrid Feedback Canceller™</b>	●	●	●	●	●
<b>Speech</b>					
Low Frequency Enhancer <sup>3)</sup>	●	●	●	●	●
Frequency Composition <sup>next</sup>	●	●	●	●	●
<b>Comfort</b>					
Binaural Noise Manager	●	●	–	–	–
Transient Noise Reduction	4 options	3 options	3 options	2 options	–
Wind Noise Manager	●	●	●	●	●
Dynamic Range Extender	●	●	–	–	–
Soft Noise Manager	●	●	●	●	●
<b>Directionality controls</b>					
Dynamic	●	●	●	●	–
Adaptive Full Directionality	●	●	●	●	●
Fixed Directionality	●	●	●	●	●
Fixed Omni	●	●	●	●	●
Omni Directional	●	●	–	–	–
True Directionality Plus	●	●	–	–	–
<b>Individualization</b>					
Personalization	●	●	●	●	●
Fitting bands	24	20	18	14	12
Program options <sup>1)</sup> / memories <sup>4)</sup>	13/4	12/4	12/4	10/4	8/4
Music Experience <sup>4)</sup>	●	●	●	●	–
Binaural coordination: VC, program changes <sup>4)</sup>	●	●	●	●	●
Automatic Adaptation Manager	●	●	●	●	●
Transition	4 options	3 options	2 options	●	●
Data Logging	●	●	●	●	●
Tinnitus SoundSupport <sup>2)</sup>	●	●	●	●	●

<sup>1)</sup> Can vary if no telecoil present

<sup>2)</sup> Requires push button

<sup>3)</sup> Requires 2.4 GHz Bluetooth Low Energy

<sup>4)</sup> Requires either 2.4 GHz Bluetooth Low Energy or push button

● Available  
– Unavailable

**Alpha 9|7|5|3|1 ITC, ITE HS and ITE FS instruments can be programmed with Oasis<sup>next</sup> 2022.2 or higher**

### Operating conditions

- Temperature: +1 °C to +40 °C (+34 °F to +104 °F)
- Humidity: 5% to 93%, relative humidity, non-condensing
- Atmospheric pressure: 700 hPa to 1060 hPa

### Storage and transportation conditions

- Temperature and humidity shall not exceed the below limits for extended periods during transportation and storage:
- Temperature: –25 °C to +60 °C (–13 °F to +140 °F)
  - Humidity: 5% to 93%, relative humidity, non-condensing
  - Atmospheric pressure: 700 hPa to 1060 hPa



### SBO Hearing A/S

Kongebakken 9  
DK-2765 Smørum  
Denmark

### World Headquarters

**Bernafon AG**  
Morgenstrasse 131  
3018 Bern  
Switzerland  
Phone +41 31 998 15 15  
info@bernafon.com  
www.bernafon.com

### Imported and Distributed by:

Audmet Canada Ltd  
1600-4950 Yonge St  
Toronto, ON M2N 6K1  
www.bernafon.ca

# IP68

[www.bernafon.ca](http://www.bernafon.ca)

Bernafon is part of the Demant Group.

**bernafon** <sup>®</sup>  
Your hearing · Our passion