

Product Information

VIRON 9|7|5 miniRITE T

Viron is Bernafon's first True Environment Processing™ hearing instrument. The miniRITE T is a receiver-in-the-ear hearing instrument designed for users with mild to profound hearing losses. It includes the 2.4 GHz Bluetooth® Low Energy and

NFMI technology, a telecoil, and double push button for volume and program changes. The miniRITE T is available with the miniFit speaker system, which includes four power levels and a variety of domes and custom molds.

60-SPEAKER



VN 9|7|5 MNR T

85-SPEAKER



VN 9|7|5 MNR T

100-SPEAKER



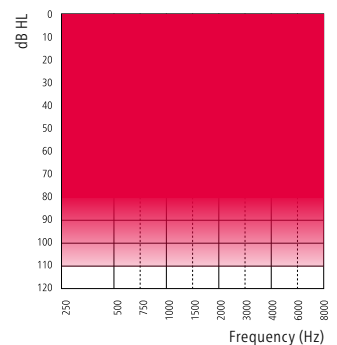
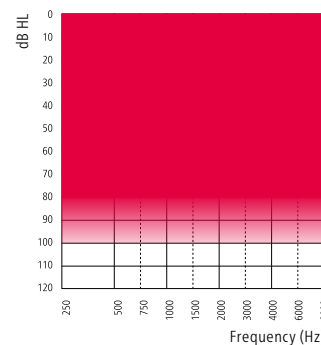
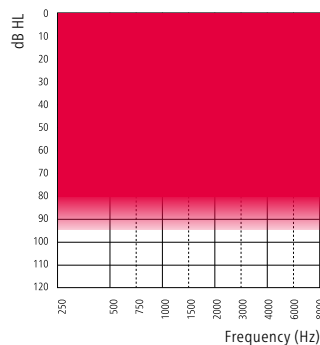
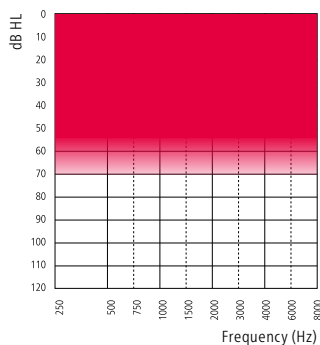
VN 9|7|5 MNR T

105-SPEAKER



VN 9|7|5 MNR T

Made for
iPhone | iPad | iPod



Technical Features

- 2.4 GHz Bluetooth® Low Energy
- NFMI (near-field magnetic induction)
- 312 size battery
- Double push button
- Telecoil
- miniFit speakers
- Hydrophobic coating
- IP68 rated

Accessories

- EasyControl-A app (for iOS and Android™)
- RC-A (remote control)
- TV-A (TV adapter)
- FittingLINK 3.0 (wireless programming interface)
- SoundClip-A

Devices must be running iOS 9.3 or later. For information on compatibility, please visit www.bernafon.com/products/accessories.

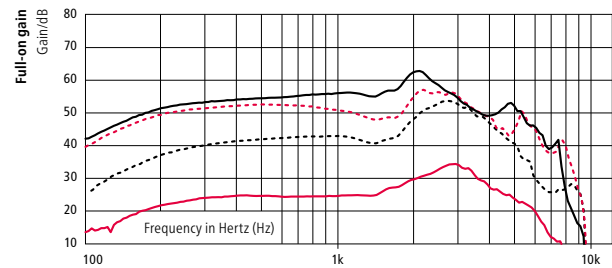
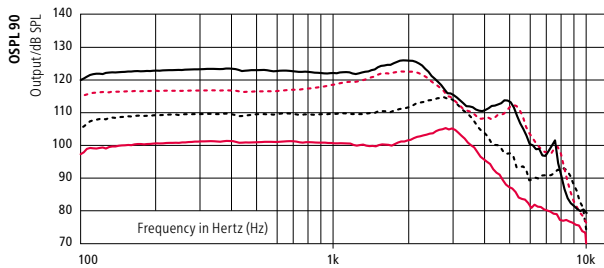
Apple, the Apple logo, iPhone, iPad, iPod touch, and Apple Watch are trademarks of Apple Inc., registered in the U.S. and other countries. App Store is a service mark of Apple Inc. Android, Google Play, and the Google Play logo are trademarks of Google LLC.

The Bluetooth® word mark and logos are registered trademarks owned by the Bluetooth SIG, Inc. and any use of such marks by William Demant Holding A/S is under license. Other trademarks and trade names are those of their respective owners.

VIRON 9 miniRITE T

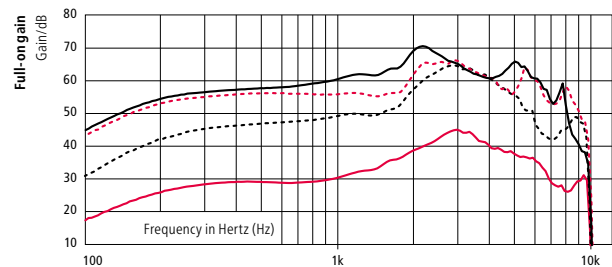
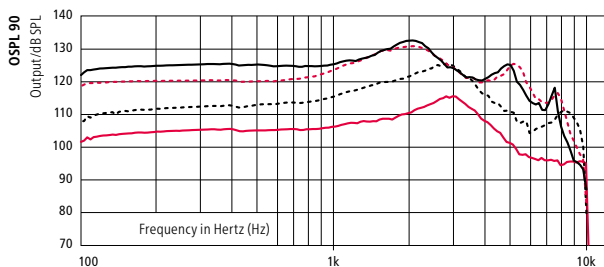
- 60-Speaker
- - - 85-Speaker
- · · 100-Speaker
- 105-Speaker

2CC COUPLER



	60-SPEAKER	85-SPEAKER	100-SPEAKER	105-SPEAKER
OSPL90, Peak (dB SPL)	105	115	123	126
OSPL90, 1600 Hz (dB SPL)	100	111	122	124
OSPL90, HFA (dB SPL)	101	112	120	122
Full-on Gain, Peak (dB)	34	54	57	63
Full-on Gain, 1600 Hz (dB)	27	42	48	57
Full-on Gain, HFA (dB)	28	46	52	57
Reference Test Gain (dB)	25	34	43	45
Quiescent Current (mA)	1.5	1.5	1.6	1.6
Operating Current (mA)	1.6	1.7	1.8	1.7
Battery Size	312	312	312	312
Distortion 500/800/1600 Hz (%)	<2/<2/<2	<2/<2/<2	<2/<2/<2	<2/<2/<2
Frequency Range (Hz)	100-7900	100-6900	100-8700	100-7700
Equivalent Input Noise ¹⁾ dB(A)	19	20	17	16
Telecoil 1 mA/m 1600 Hz, IEC (dB SPL)	59	73	79	87
Telecoil HFA SPLITS (dB SPL)	75	83	91	95

EAR SIMULATOR



	60-SPEAKER	85-SPEAKER	100-SPEAKER	105-SPEAKER
OSPL90, Peak (dB SPL)	115	126	131	133*
OSPL90, 1600 Hz (dB SPL)	108	120	130	130
OSPL90, HFA (dB SPL)	-	-	-	-
Full-on Gain, Peak (dB)	45	64	66	70
Full-on Gain, 1600 Hz (dB)	36	51	56	63
Full-on Gain, HFA (dB)	-	-	-	-
Reference Test Gain (dB)	29	44	49	55
Quiescent Current (mA)	1.5	1.6	1.6	1.5
Operating Current (mA)	1.5	1.6	1.6	1.6
Battery Size	312	312	312	312
Distortion 500/800/1600 Hz (%)	<2/<2/<2	<2/<2/<2	<6/<2/<2	<2/<2/<3
Frequency Range (Hz)	-	-	-	-
Equivalent Input Noise ¹⁾ dB(A)	20	24	21	17
Telecoil 1 mA/m 1600 Hz, IEC (dB SPL)	68	80	86	94

¹⁾ Technical data measured with expansion, corresponding to the test box measurement settings.

"2cc" refers to a coupler according to IEC 60318-5:2006. "Ear simulator" refers to a coupler according to IEC 60318-4:2010. Applied versions: IEC 60118-0 /A1:1994, IEC 60118-1 /A1:1998, IEC 60118-7: 2005, ANSI S3.22: 2014, IEC 60118-0:2015.

Full-on gain is measured with the gain control of the hearing aid set to its full-on position minus 20 dB and with an input SPL of 70 dB. This is to obtain a gain response equal to the full-on gain response from e.g. IEC 60118-0+A1:1994 but without influence of feedback.

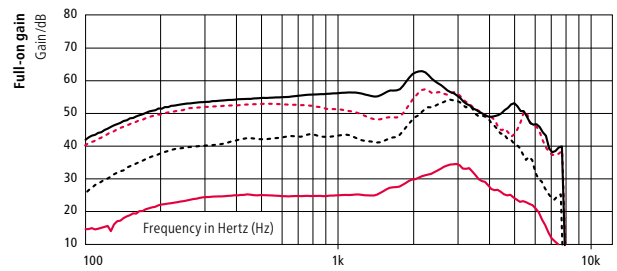
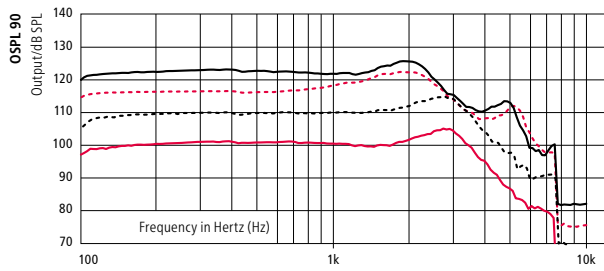
Warning to the instrument dispenser

The maximum output capability of the hearing aid may exceed 132 dB SPL (IEC 60318-4).

* Special care should be exercised in selecting and fitting the instrument as there may be risk of impairing the remaining hearing of the hearing aid user.

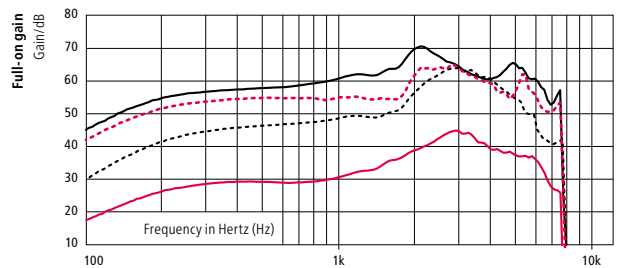
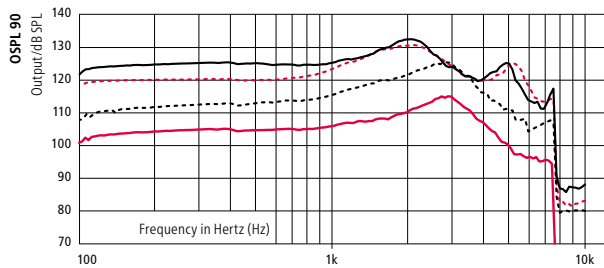
— 60-Speaker
 - - - 85-Speaker
 - · - · 100-Speaker
 — 105-Speaker

2CC COUPLER



	60-SPEAKER	85-SPEAKER	100-SPEAKER	105-SPEAKER
OSPL90, Peak (dB SPL)	105	115	123	126
OSPL90, 1600 Hz (dB SPL)	100	111	122	124
OSPL90, HFA (dB SPL)	101	112	120	122
Full-on Gain, Peak (dB)	34	54	57	63
Full-on Gain, 1600 Hz (dB)	27	42	48	57
Full-on Gain, HFA (dB)	28	46	52	57
Reference Test Gain (dB)	24	34	43	45
Quiescent Current (mA)	1.5	1.5	1.6	1.6
Operating Current (mA)	1.6	1.7	1.8	1.7
Battery Size	312	312	312	312
Distortion 500/800/1600 Hz (%)	<2/<2/<2	<2/<2/<2	<2/<2/<2	<2/<2/<2
Frequency Range (Hz)	100-7700	100-6900	100-7700	100-7700
Equivalent Input Noise ¹⁾ dB(A)	18	19	18	16
Telecoil 1 mA/m 1600 Hz, IEC (dB SPL)	60	73	79	87
Telecoil HFA SPLITS (dB SPL)	75	83	91	95

EAR SIMULATOR



	60-SPEAKER	85-SPEAKER	100-SPEAKER	105-SPEAKER
OSPL90, Peak (dB SPL)	115	126	131	133*
OSPL90, 1600 Hz (dB SPL)	108	120	130	130
OSPL90, HFA (dB SPL)	-	-	-	-
Full-on Gain, Peak (dB)	45	64	66	70
Full-on Gain, 1600 Hz (dB)	36	51	55	63
Full-on Gain, HFA (dB)	-	-	-	-
Reference Test Gain (dB)	29	44	48	55
Quiescent Current (mA)	1.5	1.6	1.6	1.5
Operating Current (mA)	1.5	1.6	1.6	1.6
Battery Size	312	312	312	312
Distortion 500/800/1600 Hz (%)	<2/<2/<2	<2/<2/<2	<5/<3/<2	<2/<2/<3
Frequency Range (Hz)	-	-	-	-
Equivalent Input Noise ¹⁾ dB(A)	22	24	23	20
Telecoil 1 mA/m 1600 Hz, IEC (dB SPL)	69	81	86	93

¹⁾ Technical data measured with expansion, corresponding to the test box measurement settings.

"2cc" refers to a coupler according to IEC 60318-5:2006. "Ear simulator" refers to a coupler according to IEC 60318-4:2010. Applied versions: IEC 60118-0 /A1:1994, IEC 60118-1 /A1:1998, IEC 60118-7: 2005, ANSI S3.22: 2014, IEC 60118-0:2015.

Full-on gain is measured with the gain control of the hearing aid set to its full-on position minus 20 dB and with an input SPL of 70 dB. This is to obtain a gain response equal to the full-on gain response from e.g. IEC 60118-0+A1:1994 but without influence of feedback.

Warning to the instrument dispenser

The maximum output capability of the hearing aid may exceed 132 dB SPL (IEC 60318-4).

* Special care should be exercised in selecting and fitting the instrument as there may be risk of impairing the remaining hearing of the hearing aid user.

FEATURE OVERVIEW

VIRON 9

VIRON 7

VIRON 5

DECS™ (Dynamic Environment Control System™)

Dynamic Noise Management™

Dynamic Directionality	High / Medium focus	Medium focus	Medium focus
Dynamic Noise Reduction	4 Settings	4 Settings	3 Settings

Dynamic Amplification Control™

Speech in Noise	6 Settings	4 Settings	2 Settings
Comfort in Noise	4 Settings	2 Settings	–

Dynamic Speech Processing™

ChannelFree™	●	●	●
Speech Cue Priority™	●	●	●

Dynamic Feedback Canceller™

	●	●	●
--	---	---	---

SPEECH

Low Frequency Enhancer	●	●	●
Frequency Composition™	●	●	●

COMFORT

Binaural Noise Manager	●	●	–
Transient Noise Reduction	4 options	3 options	3 options
Wind Noise Manager	●	●	●
Dynamic Range Extender	●	–	–
Soft Noise Management	●	●	●

PROCESSING

Frequency Bandwidth	10 kHz	8 kHz	8 kHz
Fitting Bands	16	14	12

DIRECTIONALITY CONTROLS

Fixed Dir	●	●	●
Fixed Omni	●	●	●
True Directionality™	●	–	–

INDIVIDUALIZATION

Program Options/Memories	14/4	13/4	13/4
Binaural Coordination: VC, Program Change, Mute	●	●	●
Automatic Adaptation Manager	●	●	●
Transition Level	4 options	3 options	2 options
Data Logging	●	●	●
Tinnitus SoundSupport	●	●	●

Viron MNR T can be programmed with Oasis™ 2019.1 or higher

Operating Conditions

- Temperature: +1°C to +40°C (+34°F to +104°F)
- Humidity: 5% to 93%, relative humidity, non-condensing
- Atmospheric pressure: 700 hPa to 1060 hPa

Storage and Transportation Conditions

Temperature and humidity shall not exceed the below limits for extended periods during transportation and storage:

- Temperature: –25°C to +60°C (–13°F to +140°F)
- Humidity: 5% to 93%, relative humidity, non-condensing
- Atmospheric pressure: 700 hPa to 1060 hPa

IP68



Headquarters

SBO Hearing A/S

Kongebakken 9
DK-2765 Smørum
Denmark

Bernafon AG

Morgenstrasse 131
3018 Bern
Switzerland
Phone +41 31 998 15 15
info@bernafon.com
www.bernafon.com